



**Ontario Provincial Police
South Bruce Detachment**

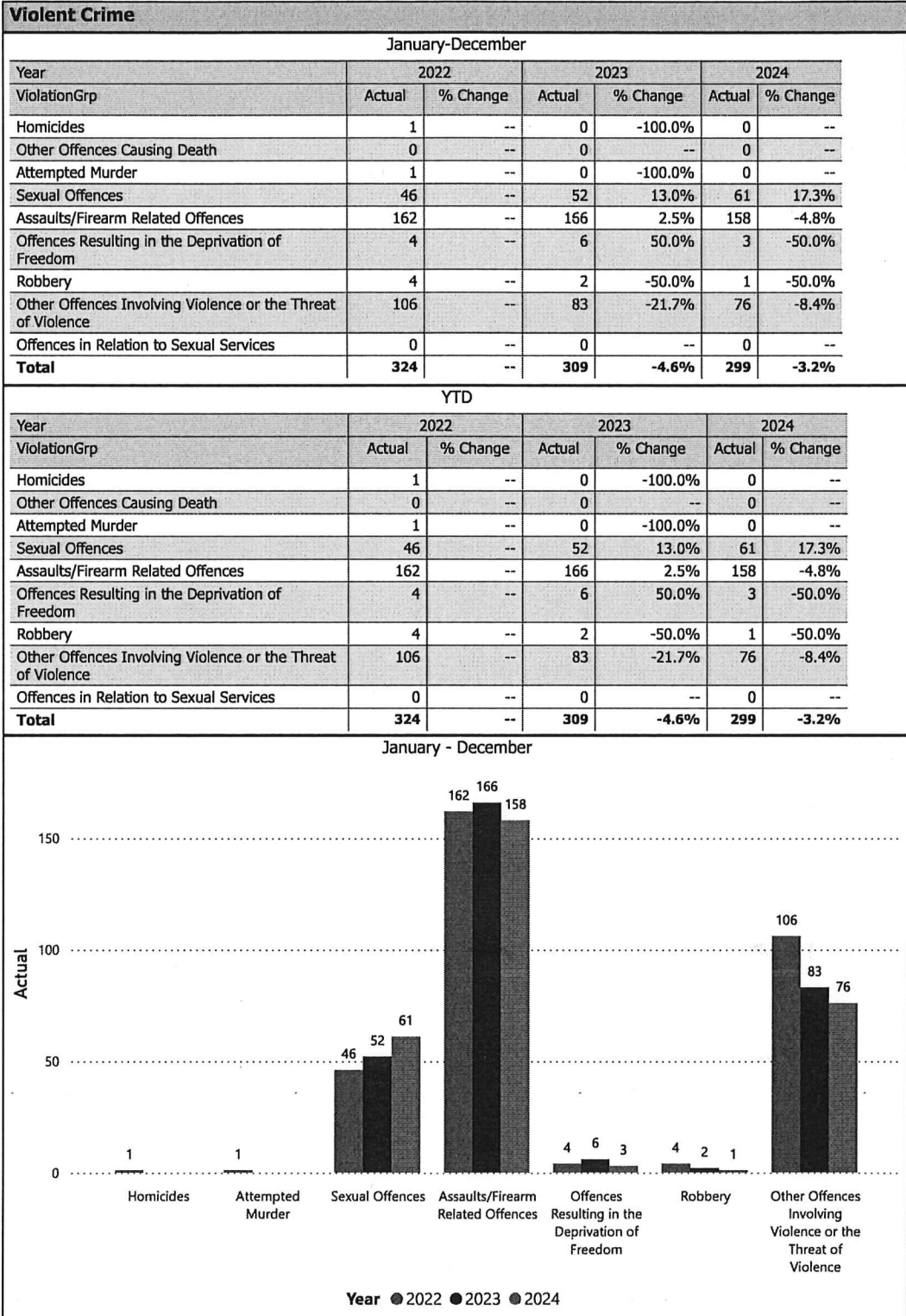
Inspector Keegan Wilcox

**Detachment Commander's Report
Kincardine Police Services Board**

January – December, 2024



**OPP Detachment Board Report
Records Management System
January - December 2024**



Detachment: 61 - SOUTH BRUCE

Location code(s): 6100 - SOUTH BRUCE, 6120 - WALKERTON

Area(s): ALL

Data source date:

20-Jan-2025

Report Generated on:

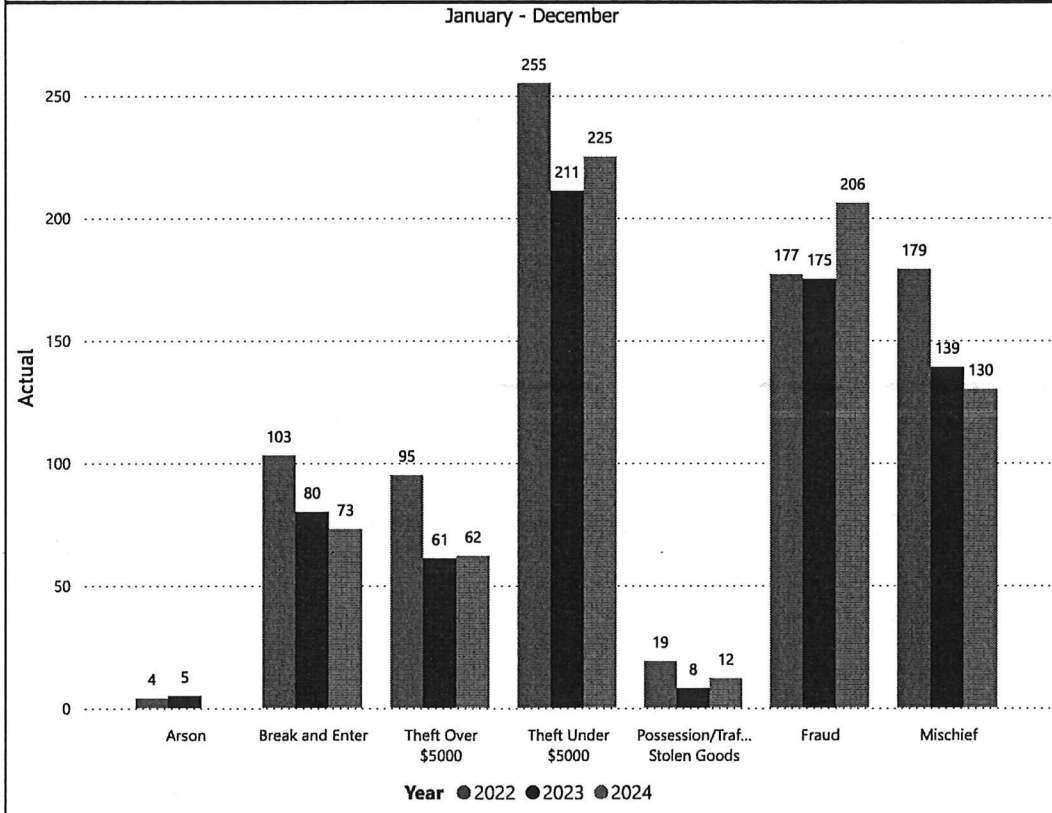
23-Jan-2025 1:09:07 PM



**OPP Detachment Board Report
Records Management System
January - December 2024**

Property Crime						
January - December						
Year	2022		2023		2024	
ViolationGrp	Actual	% Change	Actual	% Change	Actual	% Change
Arson	4	--	5	25.0%	0	-100.0%
Break and Enter	103	--	80	-22.3%	73	-8.8%
Theft Over \$5000	95	--	61	-35.8%	62	1.6%
Theft Under \$5000	255	--	211	-17.3%	225	6.6%
Possession/Trafficking Stolen Goods	19	--	8	-57.9%	12	50.0%
Fraud	177	--	175	-1.1%	206	17.7%
Mischief	179	--	139	-22.3%	130	-6.5%
Total	832	--	679	-18.4%	708	4.3%

YTD						
Year	2022		2023		2024	
ViolationGrp	Actual	% Change	Actual	% Change	Actual	% Change
Arson	4	--	5	25.0%	0	-100.0%
Break and Enter	103	--	80	-22.3%	73	-8.8%
Theft Over \$5000	95	--	61	-35.8%	62	1.6%
Theft Under \$5000	255	--	211	-17.3%	225	6.6%
Possession/Trafficking Stolen Goods	19	--	8	-57.9%	12	50.0%
Fraud	177	--	175	-1.1%	206	17.7%
Mischief	179	--	139	-22.3%	130	-6.5%
Total	832	--	679	-18.4%	708	4.3%



Detachment: 61 - SOUTH BRUCE

Location code(s): 6100 - SOUTH BRUCE, 6120 - WALKERTON

Area(s): ALL

Data source date:

20-Jan-2025

Report Generated on:

23-Jan-2025 1:09:07 PM



**OPP Detachment Board Report
Records Management System
January - December 2024**

Drug Crime

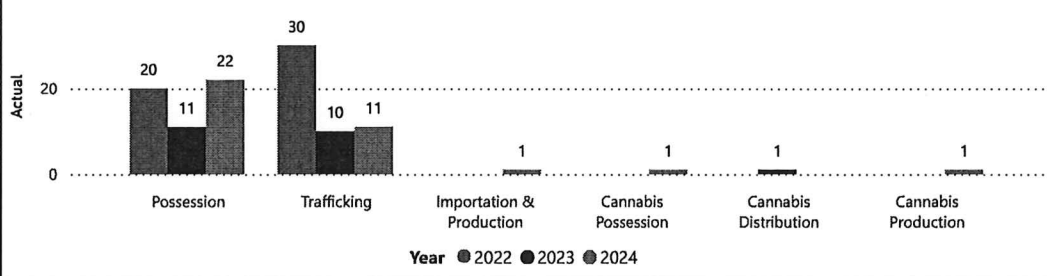
January - December

Year	2022		2023		2024	
	Actual	% Change	Actual	% Change	Actual	% Change
Possession	20	--	11	-45.0%	22	100.0%
Trafficking	30	--	10	-66.7%	11	10.0%
Importation & Production	0	--	0	--	1	--
Cannabis Possession	0	--	0	--	1	--
Cannabis Distribution	0	--	1	--	0	-100.0%
Cannabis Sale	0	--	0	--	0	--
Cannabis Importation & Exportation	0	--	0	--	0	--
Cannabis Production	0	--	0	--	1	--
Other Cannabis Violations	0	--	0	--	0	--
Total	50	--	22	-56.0%	36	63.6%

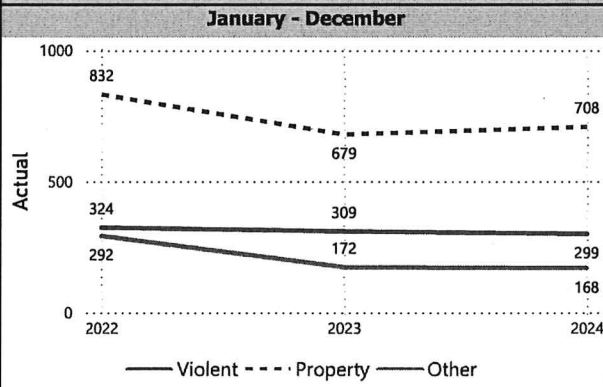
YTD

Year	2022		2023		2024	
	Actual	% Change	Actual	% Change	Actual	% Change
Possession	20	--	11	-45.0%	22	100.0%
Trafficking	30	--	10	-66.7%	11	10.0%
Importation & Production	0	--	0	--	1	--
Cannabis Possession	0	--	0	--	1	--
Cannabis Distribution	0	--	1	--	0	-100.0%
Cannabis Sale	0	--	0	--	0	--
Cannabis Importation & Exportation	0	--	0	--	0	--
Cannabis Production	0	--	0	--	1	--
Other Cannabis Violations	0	--	0	--	0	--
Total	50	--	22	-56.0%	36	63.6%

January - December



Top 3 Violation Types



Top 5 Violation Groups

ViolationGrp	January - December			Total
	2022	2023	2024	
Theft Under \$5000	255	211	225	691
Fraud	177	175	206	558
Assaults/Firearm Related Offences	162	166	158	486
Failure to Comply	219	130	129	478
Mischief	179	139	130	448

Detachment: 61 - SOUTH BRUCE
Location code(s): 6100 - SOUTH BRUCE, 6120 - WALKERTON

Area(s): ALL
Data source date:
20-Jan-2025

Report Generated on:
23-Jan-2025 1:09:07 PM



**OPP Detachment Board Report
Records Management System
January - December 2024**

Other Crime Occurrences

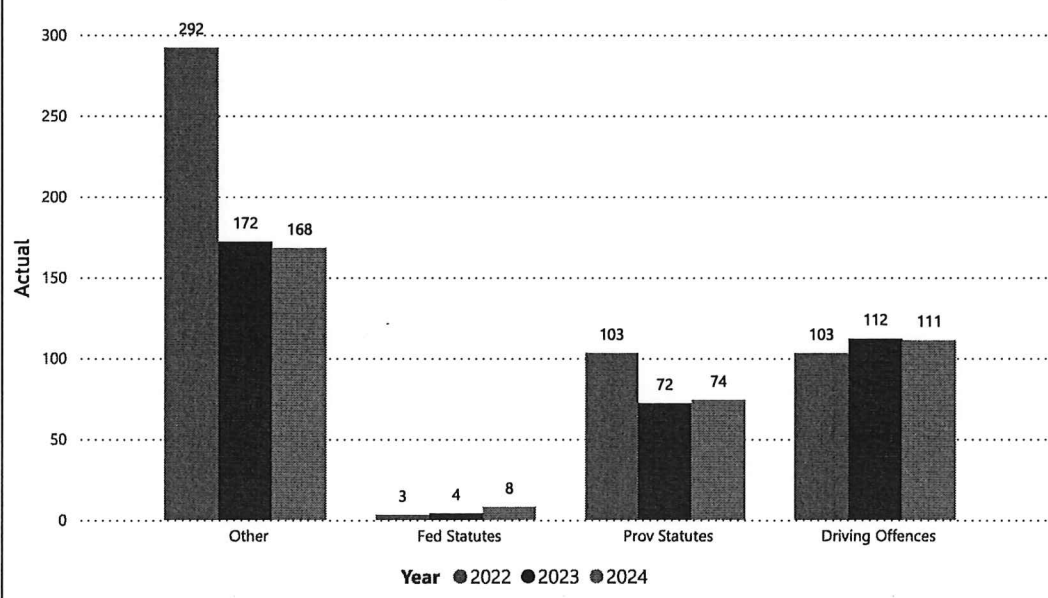
January - December

Year	2022		2023		2024	
	Actual	% Change	Actual	% Change	Actual	% Change
Other	292	--	172	-41.1%	168	-2.3%
Fed Statutes	3	--	4	33.3%	8	100.0%
Prov Statutes	103	--	72	-30.1%	74	2.8%
Driving Offences	103	--	112	8.7%	111	-0.9%
Total	501	--	360	-28.1%	361	0.3%

YTD

Year	2022		2023		2024	
	Actual	% Change	Actual	% Change	Actual	% Change
Other	292	--	172	-41.1%	168	-2.3%
Fed Statutes	3	--	4	33.3%	8	100.0%
Prov Statutes	103	--	72	-30.1%	74	2.8%
Driving Offences	103	--	112	8.7%	111	-0.9%
Total	501	--	360	-28.1%	361	0.3%

January - December



Detachment: 61 - SOUTH BRUCE

Location code(s): 6100 - SOUTH BRUCE, 6120 - WALKERTON

Area(s): ALL

Data source date:

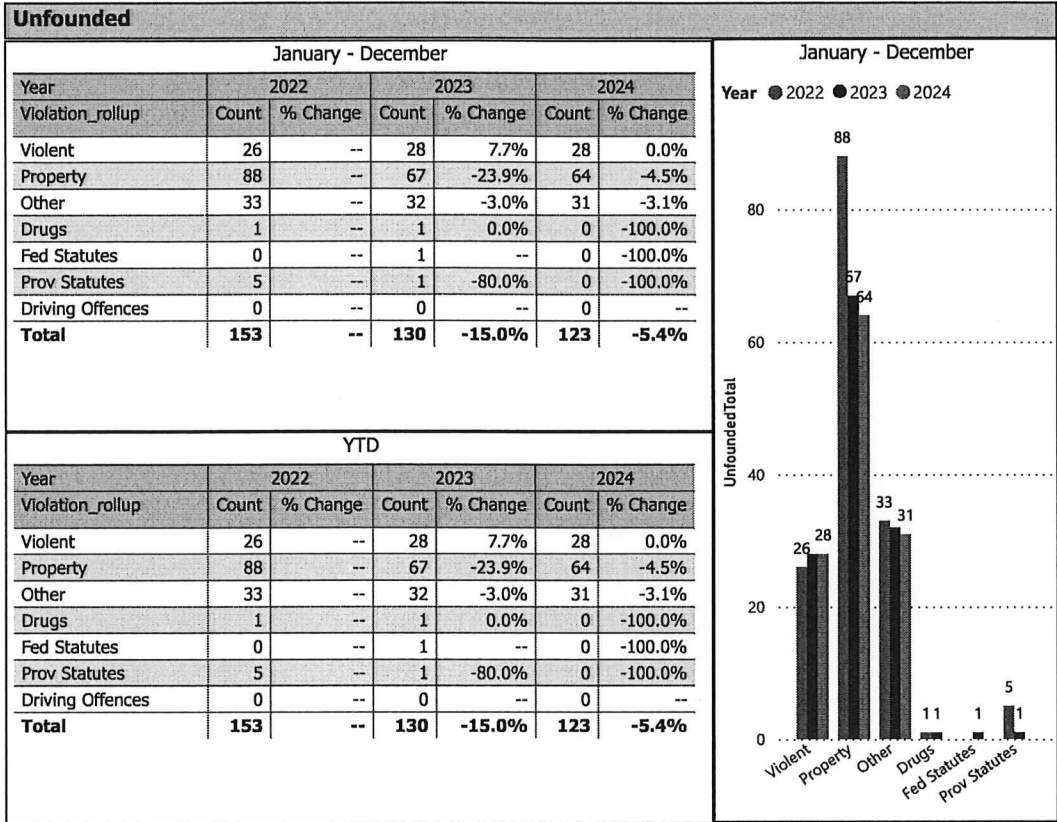
20-Jan-2025

Report Generated on:

23-Jan-2025 1:09:07 PM



OPP Detachment Board Report Records Management System January - December 2024



Detachment: 61 - SOUTH BRUCE
 Location code(s): 6100 - SOUTH BRUCE, 6120 - WALKERTON

Area(s): ALL
 Data source date:
 20-Jan-2025

Report Generated on:
 23-Jan-2025 1:09:07 PM



**OPP Detachment Board Report
Records Management System
January - December 2024**

Clearance Rate

January - December

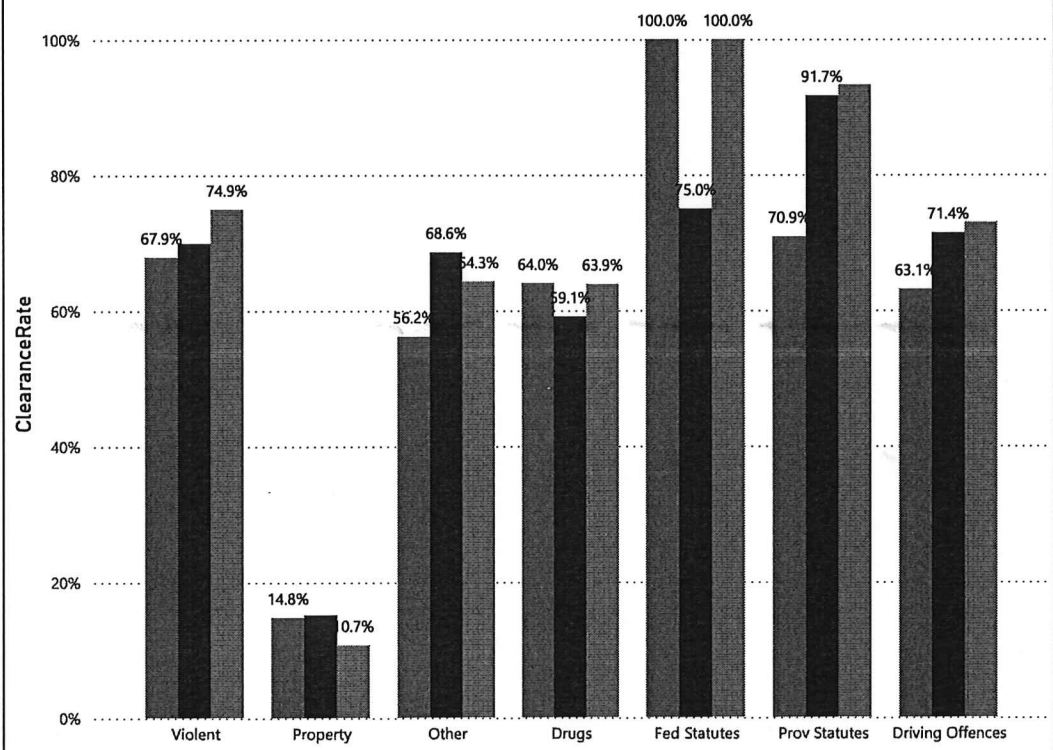
Year	2022		2023		2024	
	%	% Change	%	% Change	%	% Change
Violent	67.9%	--	69.9%	2.9%	74.9%	7.2%
Property	14.8%	--	15.2%	2.6%	10.7%	-29.2%
Other	56.2%	--	68.6%	22.1%	64.3%	-6.3%
Drugs	64.0%	--	59.1%	-7.7%	63.9%	8.1%
Fed Statutes	100.0%	--	75.0%	-25.0%	100.0%	33.3%
Prov Statutes	70.9%	--	91.7%	29.3%	93.2%	1.7%
Driving Offences	63.1%	--	71.4%	13.2%	73.0%	2.2%

YTD

Year	2022		2023		2024	
	%	% Change	%	% Change	%	% Change
Violation_rollup						
Violent	67.9%	--	69.9%	2.9%	74.9%	7.2%
Property	14.8%	--	15.2%	2.6%	10.7%	-29.2%
Other	56.2%	--	68.6%	22.1%	64.3%	-6.3%
Drugs	64.0%	--	59.1%	-7.7%	63.9%	8.1%
Fed Statutes	100.0%	--	75.0%	-25.0%	100.0%	33.3%
Prov Statutes	70.9%	--	91.7%	29.3%	93.2%	1.7%
Driving Offences	63.1%	--	71.4%	13.2%	73.0%	2.2%

January - December

Year ● 2022 ● 2023 ● 2024



Detachment: 61 - SOUTH BRUCE
Location code(s): 6100 - SOUTH BRUCE, 6120 - WALKERTON

Area(s): ALL
Data source date:
20-Jan-2025

Report Generated on:
23-Jan-2025 1:09:07 PM



OPP Detachment Board Report Records Management System January - December 2024

Criminal Code and Provincial Statute Charges Laid

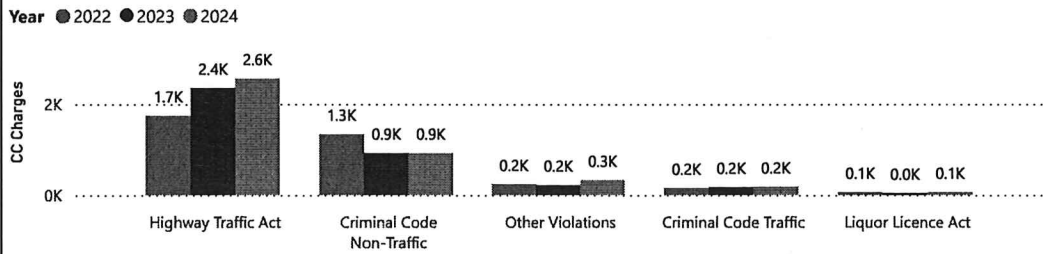
January - December

Year	2022		2023		2024	
	Offence Count	% Change	Offence Count	% Change	Offence Count	% Change
Criminal Code Non-Traffic	1,337	--	923	-31.0%	921	-0.2%
Criminal Code Traffic	153	--	174	13.7%	180	3.4%
Highway Traffic Act	1,741	--	2,351	35.0%	2,556	8.7%
Liquor Licence Act	59	--	42	-28.8%	60	42.9%
Other Violations	236	--	220	-6.8%	330	50.0%
Total	3,526	--	3,710	5.2%	4,047	9.1%

YTD

Year	2022		2023		2024	
	Offence Count	% Change	Offence Count	% Change	Offence Count	% Change
Criminal Code Non-Traffic	1,337	--	923	-31.0%	921	-0.2%
Criminal Code Traffic	153	--	174	13.7%	180	3.4%
Highway Traffic Act	1,741	--	2,351	35.0%	2,556	8.7%
Liquor Licence Act	59	--	42	-28.8%	60	42.9%
Other Violations	236	--	220	-6.8%	330	50.0%
Total	3,526	--	3,710	5.2%	4,047	9.1%

January - December



Traffic Related Charges

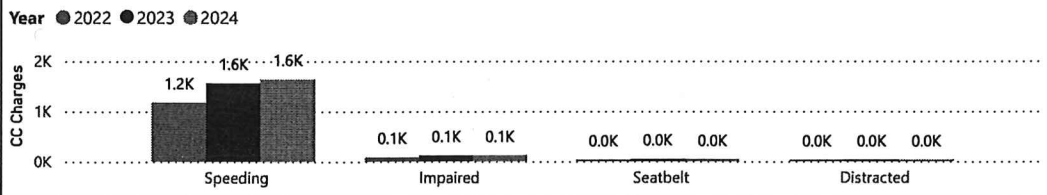
January - December

Year	2022		2023		2024	
	Offence Count	% Change	Offence Count	% Change	Offence Count	% Change
Speeding	1,173	--	1,558	32.8%	1,636	5.0%
Seatbelt	16	--	46	187.5%	37	-19.6%
Impaired	85	--	120	41.2%	119	-0.8%
Distracted	3	--	4	33.3%	10	150.0%

YTD

Year	2022		2023		2024	
	Offence Count	% Change	Offence Count	% Change	Offence Count	% Change
Speeding	1,173	--	1,558	32.8%	1,636	5.0%
Seatbelt	16	--	46	187.5%	37	-19.6%
Impaired	85	--	120	41.2%	119	-0.8%
Distracted	3	--	4	33.3%	10	150.0%

January - December



Detachment: 61 - SOUTH BRUCE
Location code(s): 6100 - SOUTH BRUCE, 6120 - WALKERTON

Area(s): ALL
Data source date:
20-Jan-25

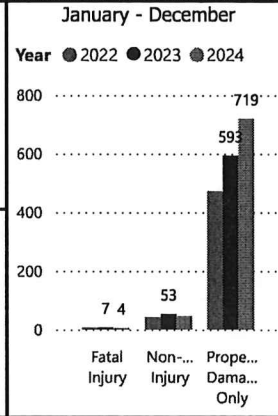
Report Generated on:
23-Jan-2025 1:09:07 PM



**OPP Detachment Board Report
Collision Reporting System
January - December 2024**

Motor Vehicle Collisions by Type						
January - December						
Year	2022		2023		2024	
CollisionType	Incidents	% Change	Incidents	% Change	Incidents	% Change
Fatal Injury	6	--	7	16.7%	4	-42.9%
Non-Fatal Injury	42	--	53	26.2%	45	-15.1%
Property Damage Only	472	--	593	25.6%	719	21.2%
Total	520	--	653	25.6%	768	17.6%

YTD						
Year	2022		2023		2024	
CollisionType	Incidents	% Change	Incidents	% Change	Incidents	% Change
Fatal Injury	6	--	7	16.7%	4	-42.9%
Non-Fatal Injury	42	--	53	26.2%	45	-15.1%
Property Damage Only	472	--	593	25.6%	719	21.2%
Total	520	--	653	25.6%	768	17.6%



Data source (Collision Reporting System) date:

20-Jan-2025

Detachment: 61 - SOUTH BRUCE

Location code(s): 6100 - SOUTH BRUCE, 6120 - WALKERTON

Area(s): ALL

Data source date:

20-Jan-2025

Report Generated on:

23-Jan-2025 1:09:07 PM



**OPP Detachment Board Report
Collision Reporting System
January - December 2024**

Fatalities in Detachment Area - Incidents

January - December									
Type	Motor Vehicle			Motorized Snow Vehicle			Off-Road Vehicle		
Year	Alcohol/Drugs	Incidents	% Change	Alcohol/Drugs	Incidents	% Change	Alcohol/Drugs	Incidents	% Change
2022	2	6	--	0	0	--	0	0	--
2023	2	6	0.0%	1	1	--	0	0	--
2024	0	4	-33.3%	0	0	-100.0%	0	0	--

YTD									
Type	Motor Vehicle			Motorized Snow Vehicle			Off-Road Vehicle		
Year	Alcohol/Drugs	Incidents	% Change	Alcohol/Drugs	Incidents	% Change	Alcohol/Drugs	Incidents	% Change
2022	2	6	--	0	0	--	0	0	--
2023	2	6	0.0%	1	1	--	0	0	--
2024	0	4	-33.3%	0	0	-100.0%	0	0	--

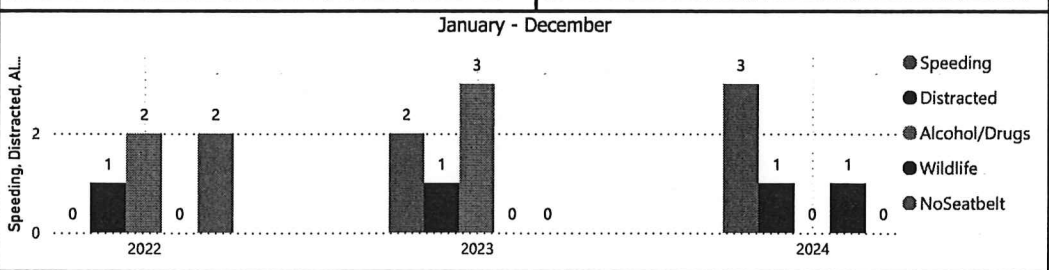
Fatalities in Detachment Area - Persons Killed

January - December						
Type	Motor Vehicle		Motorized Snow Vehicle		Off-Road Vehicle	
Year	Persons Killed	% Change	Persons Killed	% Change	Persons Killed	% Change
2022	6	--	0	--	0	--
2023	6	0.0%	1	--	0	--
2024	5	-16.7%	0	-100.0%	0	--

YTD						
Type	Motor Vehicle		Motorized Snow Vehicle		Off-Road Vehicle	
Year	Persons Killed	% Change	Persons Killed	% Change	Persons Killed	% Change
2022	6	--	0	--	0	--
2023	6	0.0%	1	--	0	--
2024	5	-16.7%	0	-100.0%	0	--

Primary Causal Factors in Fatal Motor Vehicle Collisions

	January - December			YTD		
	2022	2023	2024	2022	2023	2024
Speeding	0	2	3	0	2	3
Speeding % Change	--	--	50.0%	--	--	50.0%
Distracted	1	1	1	1	1	1
Distracted % Change	--	0.0%	0.0%	--	0.0%	0.0%
Alcohol/Drugs	2	3	0	2	3	0
Alcohol/Drugs % Change	--	50.0%	-100.0%	--	50.0%	-100.0%
Wildlife	0	0	1	0	0	1
Wildlife % Change	--	--	--	--	--	--
NoSeatbelt	2	0	0	2	0	0
NoSeatbelt YoY%	--	-100.0%	--	--	-100.0%	--



Data source (Collision Reporting System) date:
20-Jan-2025

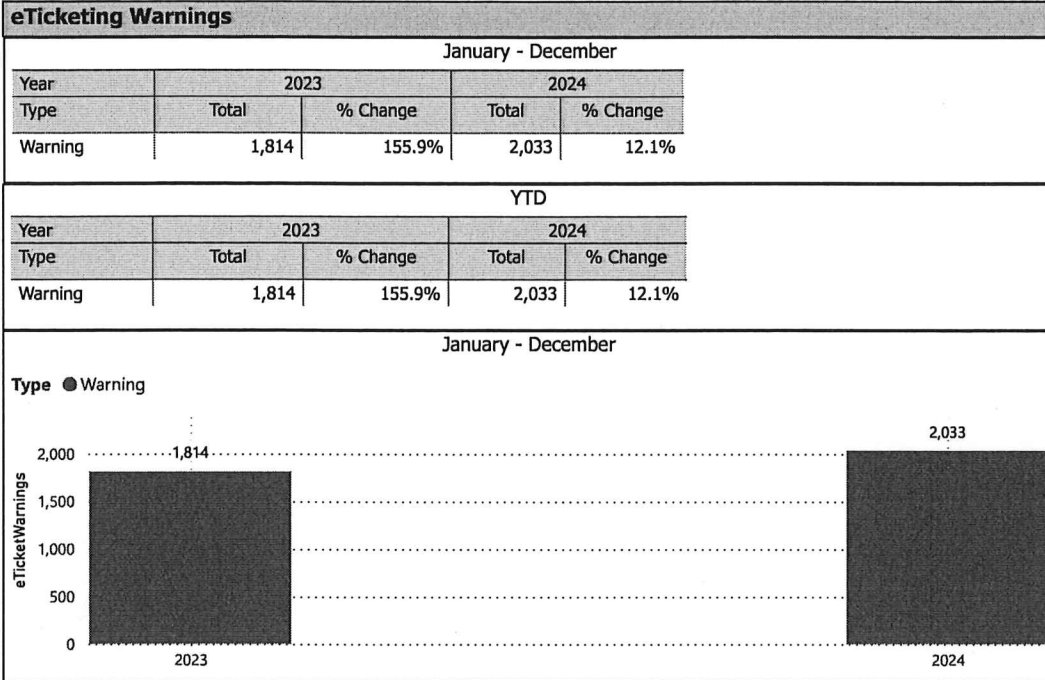
Detachment: 61 - SOUTH BRUCE
Location code(s): 6100 - SOUTH BRUCE, 6120 - WALKERTON

Area(s): ALL
Data source date:
20-Jan-2025

Report Generated on:
23-Jan-2025 1:09:07 PM



**OPP Detachment Board Report
Records Management System
January - December 2024**



Note: The eTicketing system was not fully implemented until the end of 2022, therefore data is only available beginning in 2023. % Change in 2023 may appear higher in this report due to the incomplete 2022 data.

Detachment: 61 - SOUTH BRUCE
Location code(s): 6100 - SOUTH BRUCE, 6120 - WALKERTON

Area(s): ALL
Data source date:
20-Jan-25

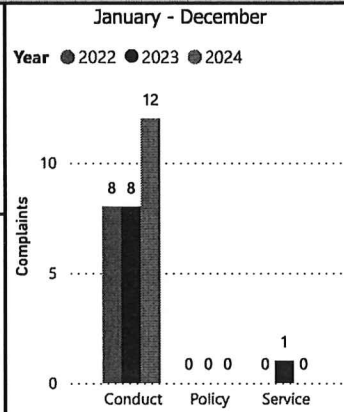
Report Generated on:
23-Jan-2025 1:10:10 PM



OPP Detachment Board Report Records Management System January - December 2024

Public Complaints (Detachment Level Only)						
January - December						
Year	2022		2023		2024	
INCIDENT_TYPE	Count	% Change	Count	% Change	Count	% Change
Conduct	8	--	8	0.0%	12	50.0%
Policy	0	--	0	--	0	--
Service	0	--	1	--	0	-100.0%
Total	8	--	9	12.5%	12	33.3%

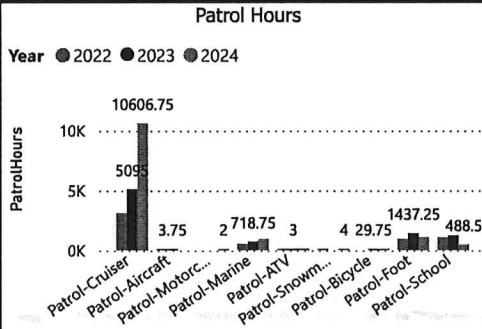
YTD						
Year	2022		2023		2024	
INCIDENT_TYPE	Count	% Change	Count	% Change	Count	% Change
Conduct	8	--	8	0.0%	12	50.0%
Policy	0	--	0	--	0	--
Service	0	--	1	--	0	-100.0%
Total	8	--	9	12.5%	12	33.3%



Data source: RMS Data Feed
 Ontario Provincial Police, Professional Standards Bureau Commander Reports - File Manager System
 Data source date:
 20-Jan-2025

Daily Activity Reporting

Daily Activity Reporting Patrol Hours			
January - December			
ODCdesc	2022	2023	2024
Patrol-Cruiser	3,105.85	5,095.00	10,606.75
Patrol-Aircraft	1.00	3.75	0.00
Patrol-Motorcycle	0.00	0.00	2.00
Patrol-Marine	555.75	718.75	942.00
Patrol-ATV	60.75	3.00	136.50
Patrol-Snowmobile	4.00	0.00	4.00
Patrol-Bicycle	0.00	29.75	65.75
Patrol-Foot	941.50	1,437.25	1,105.25
Patrol-School	1,090.75	1,225.00	488.50
Total	5,759.60	8,512.50	13,350.75



Data source (Daily Activity Reporting System) date:
 20-Jan-2025

Detachment: 61 - SOUTH BRUCE
 Location code(s): 6100 - SOUTH BRUCE, 6120 - WALKERTON

Data source date:
 20-Jan-2025

Report Generated on:
 23-Jan-2025 1:09:07 PM



**OPP Detachment Board Report
Records Management System
January - December 2024**

Overdose Occurrences							
January - December				YTD			
Fatal	2022	2023	2024	Fatal	2022	2023	2024
<input checked="" type="checkbox"/> Fatal	1	0	4	<input checked="" type="checkbox"/> Fatal	1	0	4
non-opioid overdose	0	0	0	non-opioid overdose	0	0	0
opioid overdose	1	0	4	opioid overdose	1	0	4
<input checked="" type="checkbox"/> non-Fatal	2	0	2	<input checked="" type="checkbox"/> non-Fatal	2	0	2
non-opioid overdose	0	0	0	non-opioid overdose	0	0	0
opioid overdose	2	0	2	opioid overdose	2	0	2
Total	3	0	6	Total	3	0	6

Fatal Overdose Occurrences		Non-Fatal Overdose Occurrences	
January - December		January - December	

Detachment: 61 - SOUTH BRUCE
Location code(s): 6100 - SOUTH BRUCE, 6120 - WALKERTON

Area(s): ALL
Data source date:
20-Jan-2025

Report Generated on:
23-Jan-2025 1:09:07 PM



**OPP Detachment Board Report
Records Management System
January - December 2024**

January - December			January - December		
Year	Occurrences	Unfounded	● Occurrences ● Unfounded		
2022	393	3			
2023	419	5			
2024	379	1			

YTD			YTD		
Year	Occurrences	Unfounded	● Occurrences ● Unfounded		
2022	393	3			
2023	419	5			
2024	379	1			

January - December		
Year	2024	
OccurrenceType	Occurrences	Unfounded
Ambulance Assistance	2	0
Assault	14	0
Assist Other Non Police Agency	1	0
Attempt or threat of suicide	47	0
Bail violations	2	0
Cyber Enabled Crime - Online Fraud	1	0
Domestic dispute	6	0
Family dispute	9	0
Harassment	1	0
Impaired/over 80	1	0
Landlord tenant problem	1	0
Mental health act	278	1
Missing person	2	0
Motor vehicle collision	1	0
Neighbour dispute	2	0
Person Well-Being Check	7	0
Traffic enforcement - other	1	0
Warrants	2	0
Weapons	1	0
Total	379	1

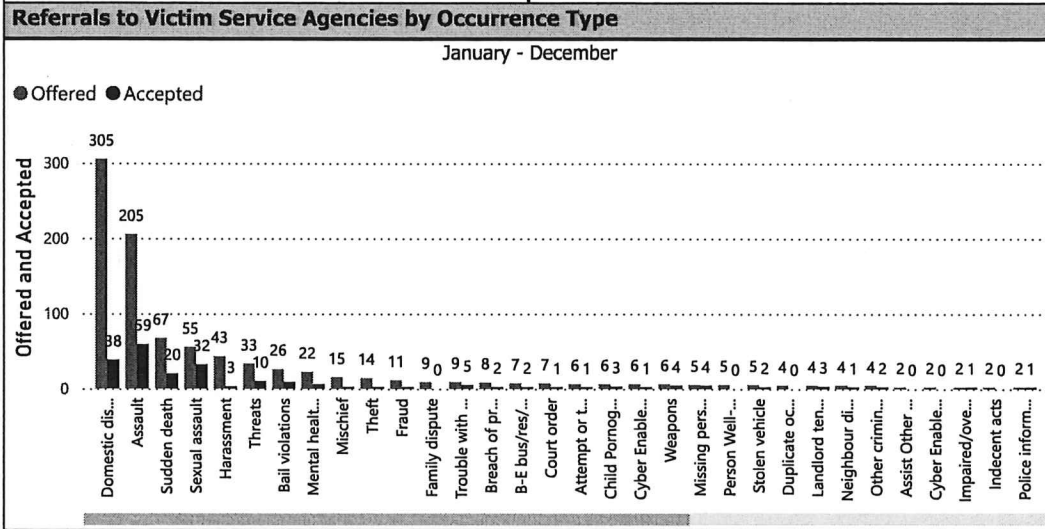
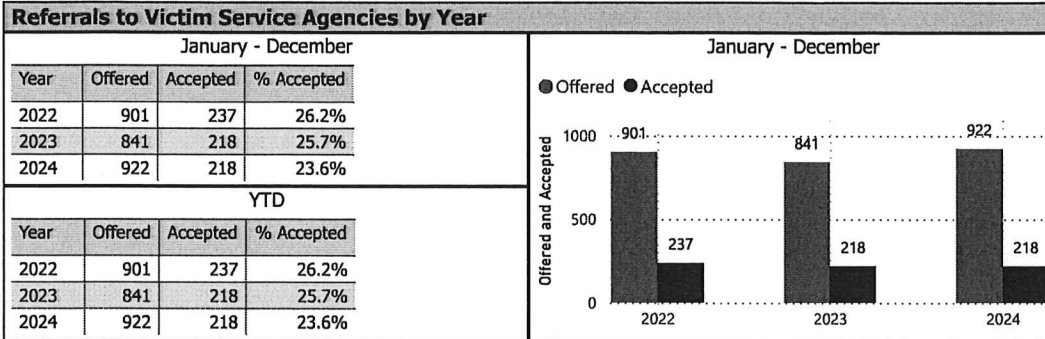
Detachment: 61 - SOUTH BRUCE
Location code(s): 6100 - SOUTH BRUCE, 6120 - WALKERTON

Area(s): ALL
Data source date:
20-Jan-2025

Report Generated on:
23-Jan-2025 1:09:07 PM



OPP Detachment Board Report Records Management System January - December 2024



Referrals Accepted (%) by Age Group

January - December			
PersonAgeRange	2022	2023	2024
	6.2%	6.7%	7.2%
11 - 16	92.9%	100.0%	45.5%
17 - 25	100.0%	93.1%	29.8%
26 - 45	98.8%	93.3%	25.9%
46 - 65	98.0%	97.3%	25.0%
6 - 10	100.0%	75.0%	37.5%
Over 65	95.0%	73.3%	42.6%
Under 6		50.0%	3.8%

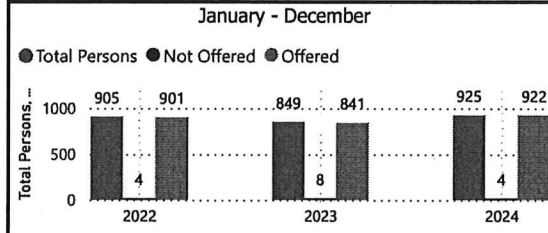
YTD			
PersonAgeRange	2022	2023	2024
	6.2%	6.7%	7.2%
11 - 16	92.9%	100.0%	45.5%
17 - 25	100.0%	93.1%	29.8%
26 - 45	98.8%	93.3%	25.9%
46 - 65	98.0%	97.3%	25.0%
6 - 10	100.0%	75.0%	37.5%
Over 65	95.0%	73.3%	42.6%
Under 6		50.0%	3.8%

Referrals Not Offered

January - December			
ServicesNotOfferedReason	2022	2023	2024
	0	0	0
	0	0	0
Victim deceased or unable to respond	4	6	3
Victim resides outside Ontario	0	2	1

YTD

ServicesNotOfferedReason	2022	2023	2024
	0	0	0
	0	0	0
Victim deceased or unable to respond	4	6	3
Victim resides outside Ontario	0	2	1



Detachment: 61 - SOUTH BRUCE
Location code(s): 6100 - SOUTH BRUCE, 6120 - WALKERTON

Area(s): ALL
Data source date:
20-Jan-2025

Report Generated on:
23-Jan-2025 1:09:07 PM

OPP Detachment Board Report
Report Information Page

Report Data Source Information:

Data Sources Utilized

- Niche RMS – CTSB Data Feed
- Collision Reporting System (eCRS)
- POIB File Manager
- Daily Activity Reporting System

Niche RMS

RMS data presented in this report is dynamic in nature and any numbers may change over time as the OPP continue to investigate and solve crime.

The following report tabs acquire their data from the OPP Niche RMS – CTSB Data Feed

- Complaints (Public Complaints Section Only)
- Charges
- Warnings
- Violent Crime
- Property Crime
- Drug Crime
- Clearance Rate
- Unfounded
- Other Crime
- Youth Charges
- MHA – Mental Health Act
- Overdose
- Victim Services

Collision Reporting System (eCRS)

Traffic related data for Collisions and Fatalities are collected from the OPP eCRS application.

The following report tabs acquire their data from the OPP eCRS (Collision Reporting System)

- Collisions
- Fatalities

DAR (Daily Activity Reporting)

Patrol hours are collected from the OPP DAR application.

The following report tabs acquire their data from the OPP DAR (Daily Activity Reporting)

- Complaints (Patrol Hours Section Only)